



## Single-Assessment Institution Level Pass-Rate Data: Regular Teacher Preparation Program

		<b>HEA - Title II 2004-2005 Academic Year</b>					
<b>Institution Name</b>	SOUTHEASTERN LOUISIANA UNIVERSITY						
<b>Institution Code</b>	6656						
<b>State</b>	Louisiana						
<b>Number of Program Completers Submitted</b>	149						
<b>Number of Program Completers found, matched, and used in passing rate Calculations<sup>1</sup></b>	149						
<i>March 22, 2006</i>							
					<b>Statewide</b>		
<i>Type of Assessment</i>	<i>Assessment Code Number</i>	<i>Number Taking Assessment</i>	<i>Number Passing Assessment</i>	<i>Institutional Pass Rate</i>	<i>Number Taking Assessment</i>	<i>Number Passing Assessment</i>	<i>Statewide Pass Rate</i>
<b>Basic Skills</b>							
PPST READING	710	45	45	100%	232	232	100%
CBT READING	711	29	29	100%	122	122	100%
PPST WRITING	720	45	45	100%	228	228	100%
CBT WRITING	721	27	27	100%	121	121	100%
PPST MATHEMATICS	730	44	44	100%	228	227	100%
CBT MATHEMATICS	731	28	28	100%	114	114	100%
COMPUTERIZED PPST READING	5710	62	62	100%	965	965	100%
COMPUTERIZED PPST WRITING	5720	66	66	100%	969	969	100%
COMPUTERIZED PPST MATHEMATICS	5730	67	67	100%	988	988	100%
<b>Professional Knowledge</b>							
EARLY CHILDHOOD EDUCATION	020				52	52	100%
EDUC. EXCEPTIONAL STUDENTS: CK	353	7			25	25	100%
PRINCIPLES LEARNING & TEACHING K-6	522	95	95	100%	906	900	99%
PRINCIPLES LEARNING & TEACHING 5-9	523				7		
PRINCIPLES LEARNING & TEACHING 7-12	524	56	56	100%	551	546	99%
ED EXCEPT STUDENTS: MILD MODER. DISABIL	542	7			24	24	100%
<b>Academic Content Areas</b>							
ELEM ED CONTENT AREA EXERCISES	012				2		
ELEMENTARY ED CONTENT KNOWLEDGE	014	91	91	100%	882	862	98%
BIOLOGY AND GENERAL SCIENCE	030	3			29	25	86%


<sup>1</sup> The number of program completers found, matched and used in the passing rate calculation will not equal the sum of the column labeled "Number Taking Assessment" since a completer can take more than one assessment.

## Single-Assessment Institution Level Pass-Rate Data: Regular Teacher Preparation Program

	<b>HEA - Title II 2004-2005 Academic Year</b>						
<b>Institution Name</b>	SOUTHEASTERN LOUISIANA UNIVERSITY						
<b>Institution Code</b>	6656						
<b>State</b>	Louisiana						
<b>Number of Program Completers Submitted</b>	149						
<b>Number of Program Completers found, matched, and used in passing rate Calculations<sup>1</sup></b>	149						
<i>March 22, 2006</i>							
					<b>Statewide</b>		
<i>Type of Assessment</i>	<i>Assessment Code Number</i>	<i>Number Taking Assessment</i>	<i>Number Passing Assessment</i>	<i>Institutional Pass Rate</i>	<i>Number Taking Assessment</i>	<i>Number Passing Assessment</i>	<i>Statewide Pass Rate</i>
ENG LANG LIT COMP CONTENT KNOWLEDGE	041	7			94	92	98%
ENG LANG LIT COMP PEDAGOGY	043	7			93	93	100%
MATHEMATICS	060				6		
MATHEMATICS: CONTENT KNOWLEDGE	061	3			38	38	100%
MIDDLE SCHOOL MATHEMATICS	069				1		
CHEM PHYSICS AND GENERAL SCIENCE	070				6		
SOCIAL STUDIES: CONTENT KNOWLEDGE	081	21	21	100%	133	132	99%
SOCIAL STUDIES: INTERPRET MATERIALS	083	21	21	100%	133	133	100%
MIDDLE SCHOOL SOCIAL STUDIES	089				2		
PHYSICAL EDUCATION	090				16	11	69%
PHYSICAL ED: CONTENT KNOWLEDGE	091	8			51	51	100%
BUSINESS EDUCATION	100				9		
MUSIC EDUCATION	110				9		
MUSIC CONTENT KNOWLEDGE	113	1			45	45	100%
FAMILY AND CONSUMER SCIENCES	120				9		
FRENCH	170				1		
SPANISH CONTENT KNOWLEDGE	191				7		
MIDDLE SCHOOL SCIENCE	439				1		

<sup>1</sup> The number of program completers found, matched and used in the passing rate calculation will not equal the sum of the column labeled "Number Taking Assessment" since a completer can take more than one assessment.

## Aggregate and Summary Institution-Level Pass-Rate Data: Regular Teacher Preparation Program

	<b>HEA - Title II 2004-2005 Academic Year</b>					
<b>Institution Name</b>	SOUTHEASTERN LOUISIANA UNIVERSITY					
<b>Institution Code</b>	6656					
<b>State</b>	Louisiana					
<b>Number of Program Completers Submitted</b>	149					
<b>Number of Program Completers found, matched, and used in passing rate Calculations<sup>1</sup></b>	149					
				<i>March 22, 2006</i>		
				<b>Statewide</b>		
<i>Type of Assessment<sup>2</sup></i>	<i>Number Taking Assessment<sup>3</sup></i>	<i>Number Passing Assessment<sup>4</sup></i>	<i>Institutional Pass Rate</i>	<i>Number Taking Assessment<sup>3</sup></i>	<i>Number Passing Assessment<sup>4</sup></i>	<i>Statewide Pass Rate</i>
Aggregate - Basic Skills	141	141	100%	1337	1336	100%
Aggregate - Professional Knowledge	158	158	100%	1541	1530	99%
Aggregate - Academic Content Areas (Math, English, Biology, etc.)	134	134	100%	1340	1297	97%
Aggregate - Other Content Areas (Career/Technical Education, Health Educations, etc.)						
Aggregate - Teaching Special Populations (Special Education, ELS, etc.)						
Aggregate - Performance Assessments						
<b>Summary Totals and Pass Rates<sup>5</sup></b>	149	149	100%	1537	1491	97%

<sup>1</sup> The number of program completers found, matched and used in the passing rate calculation will not equal the sum of the column labeled "Number Taking Assessment" since a completer can take more than one assessment.

<sup>2</sup> Institutions and/or States did not require the assessments within an aggregate where data cells are blank.

<sup>3</sup> Number of completers who took one or more tests in a category and within their area of specialization.

<sup>4</sup> Number who passed all tests they took in a category and within their area of specialization.

<sup>5</sup> Summary Totals and Pass Rate: Number of completers who successfully completed one or more tests across all categories used by the state for licensure and the total passrate.